



# Toldot Parshah Bingo




 [chabad.org](https://www.chabad.org) kids

# Toldot Parshah Bingo




 [chabad.org](https://www.chabad.org/kids) kids

# Toldot Parshah Bingo



 [chabad.org](https://www.chabad.org/kids) kids

# Toldot Parshah Bingo



 [chabad.org](https://www.chabad.org/kids) kids

# Toldot Parshah Bingo




 [chabad.org](https://www.chabad.org/kids) kids

# Toldot Parshah Bingo



 [chabad.org](https://www.chabad.org/kids) kids

# Toldot Parshah Bingo



 [chabad.org](https://www.chabad.org/kids) kids

# Toldot Parshah Bingo



 [chabad.org](https://www.chabad.org) kids



# Toldot Parshah Bingo Call List



## How to Play

- Give each player (up to 8 players) a bingo board and a pile of tokens (such as raisins, nuts, etc.)
- The leader calls out each picture on this page one at a time
- Whenever a person finds the called-out picture on their own board, they cover it with a token
- Whoever has four covered pictures in a row (either horizontal, diagonal or vertical) is the winner
- You can continue playing for second-, third-, and fourth-place winners, etc.

Not sure how a picture connects to the parshah? Discuss it together. Someone is bound to figure it out...